











Median Household Income

with Income Levels
by Census Tract






Legend



Income Levels

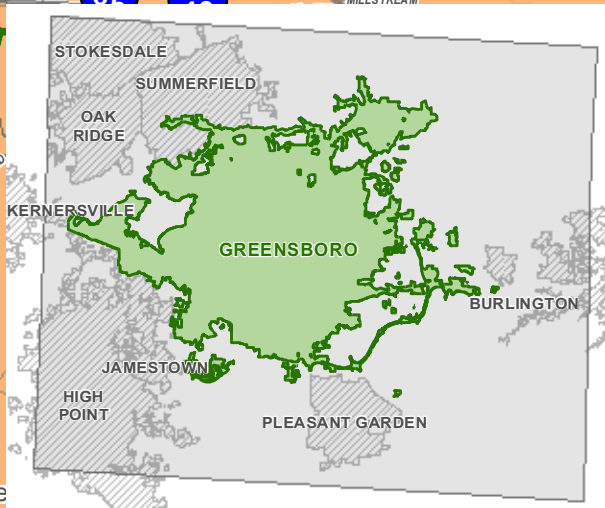
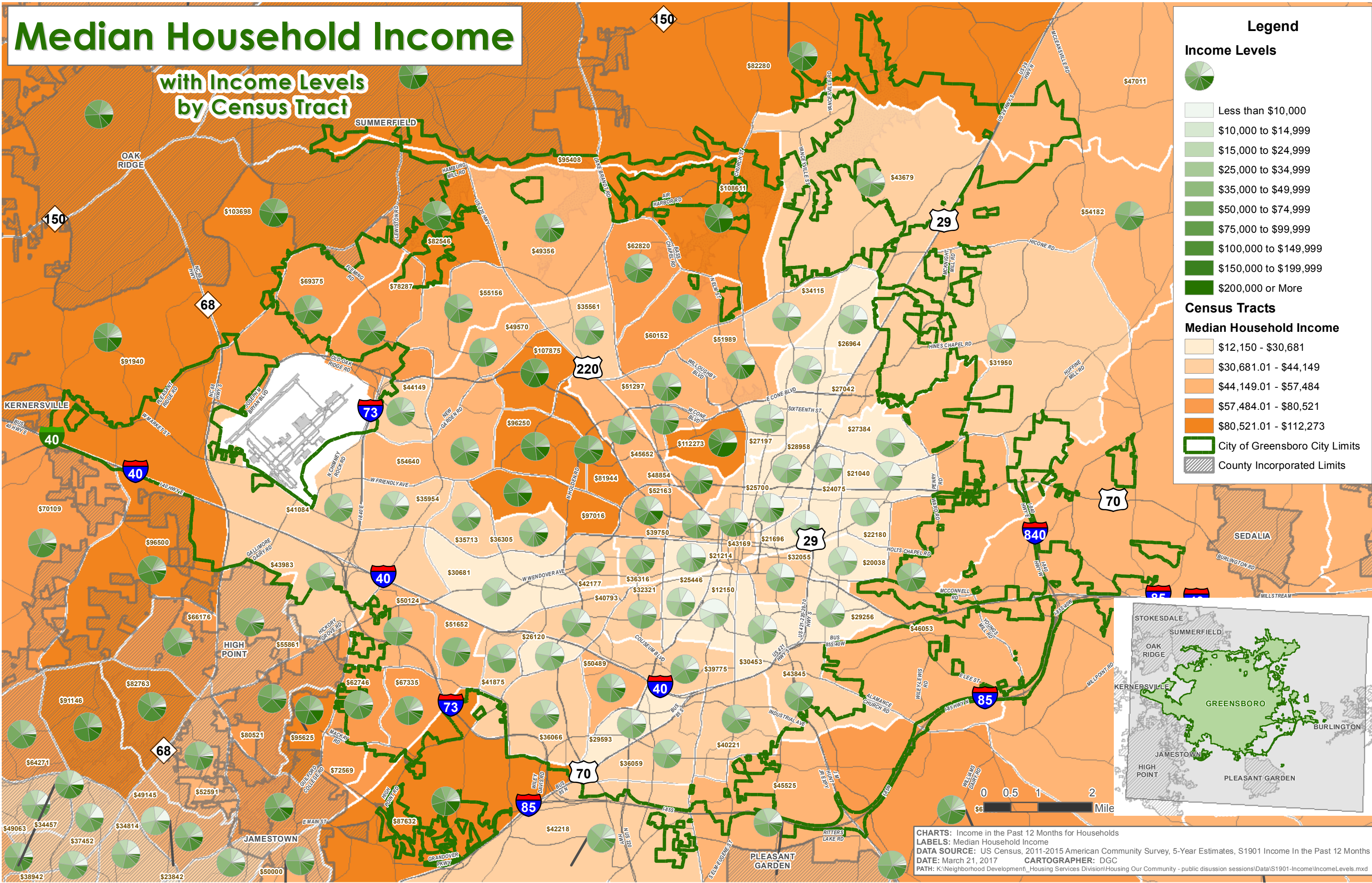
-  Less than \$10,000
-  \$10,000 to \$14,999
-  \$15,000 to \$24,999
-  \$25,000 to \$34,999
-  \$35,000 to \$49,999
-  \$50,000 to \$74,999
-  \$75,000 to \$99,999
-  \$100,000 to \$149,999
-  \$150,000 to \$199,999
-  \$200,000 or More

Census Tracts

Median Household Income

-  \$12,150 - \$30,681
-  \$30,681.01 - \$44,149
-  \$44,149.01 - \$57,484
-  \$57,484.01 - \$80,521
-  \$80,521.01 - \$112,273

-  City of Greensboro City Limits
-  County Incorporated Limits



CHARTS: Income in the Past 12 Months for Households
 LABELS: Median Household Income
 DATA SOURCE: US Census, 2011-2015 American Community Survey, 5-Year Estimates, S1901 Income In the Past 12 Months
 DATE: March 21, 2017 CARTOGRAPHER: DGC
 PATH: K:\Neighborhood Development_Housing Services Division\Housing Our Community - public discussion sessions\Data\S1901-Income\IncomeLevels.mxd